

# Detailing guide for wet environments such as showers and pool surrounds

## Product overview

### Altro Aquarius

Altro Aquarius was developed for lasting performance in wet and dry environments, shoes or barefoot. This 2mm safety floor has been extensively tested on a variety of shoe types (and bare feet) to ensure peak performance in a host of environments – bathrooms, changing areas and hydrotherapy pool surrounds. Anywhere you can expect a combination of wet and dry floors. It's a perfect choice where water, shampoo and soap contaminants are present.

### Altro Promenade

Altro Promenade sheet was designed for exterior spaces. This 2.5mm sheet vinyl flooring provides essential slip resistance in areas exposed year-round to changing weather conditions. This range is ideal for indoor applications as well as patios, decks and pool surrounds that prioritize both safety and aesthetic appeal.

### Altro Marine 20

Altro Marine 20 has a dimpled surface that's specially designed for bare feet where risk of a slip is very high. It provides excellent slip resistance and its hard-wearing construction makes it resistant to most chemicals and indentation. It is easy to maintain, so it will keep looking good and performing well.

## Drains

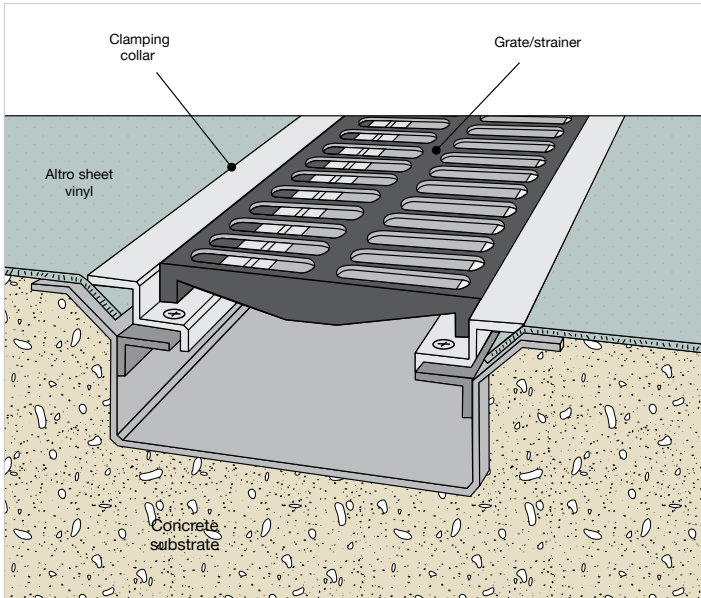
Cutting the flooring material up to, or around, a drain, cleanout, trench drain, or any other type of plumbing fixtures, is not an acceptable installation method and will void the Altro Warranty. Please refer to the Altro flooring guide for complete detailing information or contact Altro Technical.

For Altro sheet flooring to be successfully installed in wet areas (i.e., showers, bathrooms, pool surrounds etc.) all penetrations must be detailed properly to prevent moisture from leaking under the floor. This is done by mechanically fastening the flooring in place with surface membrane clamping plumbing fixtures. Altro safety sheet flooring shall be installed in accordance with published instructions and the applicable code(s). When provided, the floor drain must have a surface membrane clamp and shall comply with ASME A112.18.2/CSA B125.2 as applicable.

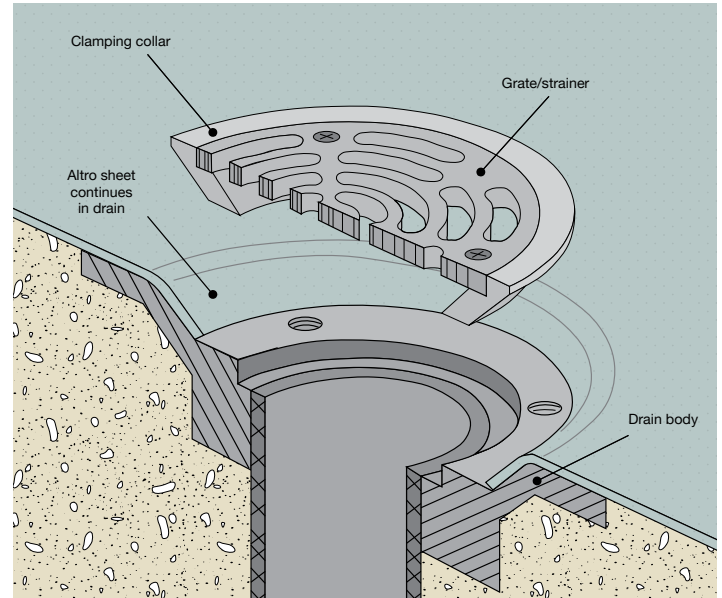
**Caution:** In many cases a drain body will have weep holes for use with a mid-slab moisture membrane, which is typical for ceramic tile installations. We ask that if the specified drain body has weep holes that they be sealed as to not allow moisture from inside the drain itself from leaking back up and out the weep holes.

For a list of examples of surface membrane clamping drains, cleanouts, and floor sinks please visit Altro's drain supplement page at [altro.com/us/technical-documents](https://altro.com/us/technical-documents).

## Surface membrane clamping trench drain

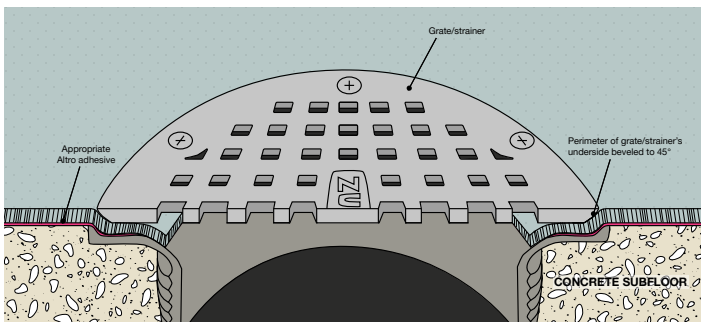


## Surface membrane clamping round drain

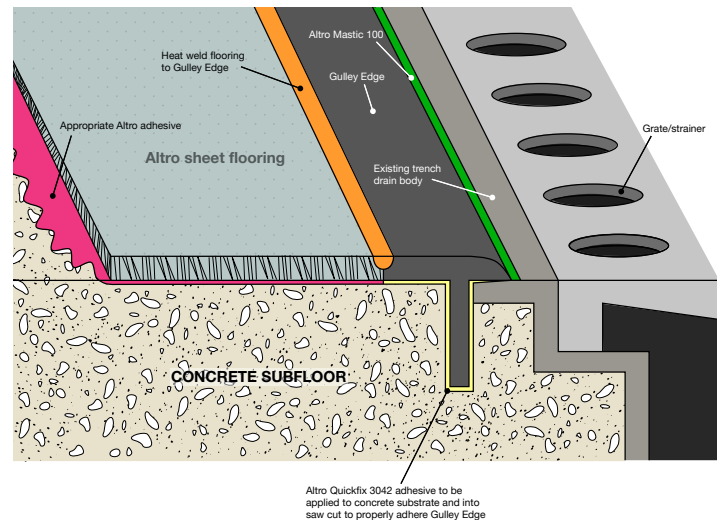


## Existing drains and cleanouts

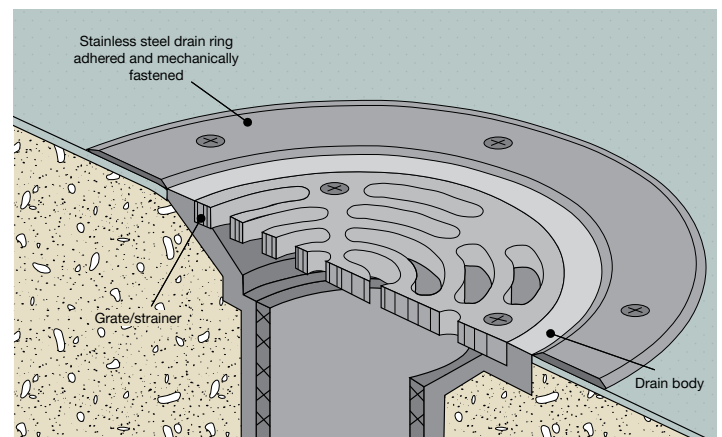
Some existing drains and cleanouts can be modified to become surface membrane clamping style. Stainless steel drain rings can be used in conjunction with Altro flooring. The best option is to have surface membrane clamping style plumbing fixtures, secondly is to modify existing drains to become clamping style. The third option is to use the stainless steel drain rings which are to be sourced from others, not Altro. Refer to the Altro flooring installation guide for complete instructions.



Some plumbing fixtures may not be able to be modified to become clamping style. The use of Altro gully edge/angle can be used with square and rectangular fixtures. Gully edge/angle can only be used in concrete substrates. To learn more please visit Altro's drains and cleanouts page at [altro.com/us/technical-documents](http://altro.com/us/technical-documents).



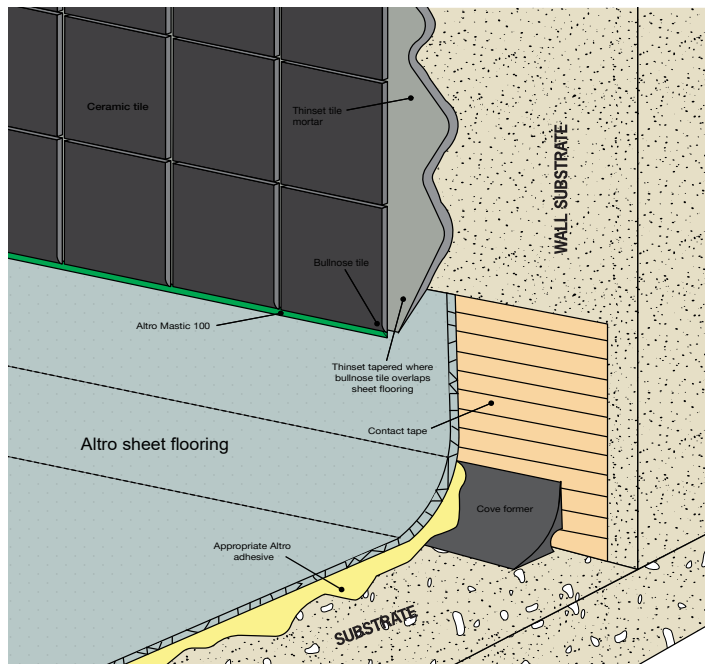
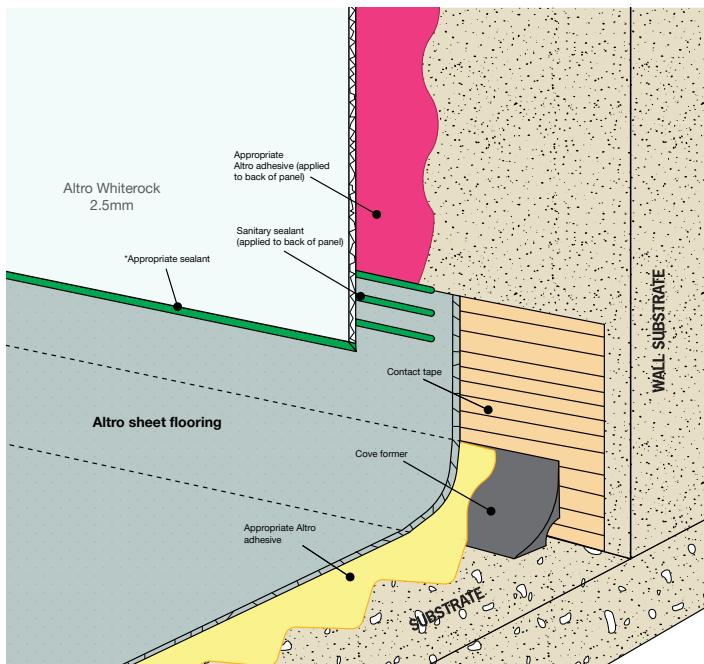
Altro Quickfix 3042 adhesive to be applied to concrete substrate and into saw cut to properly adhere Gully Edge



## Floor to wall transition

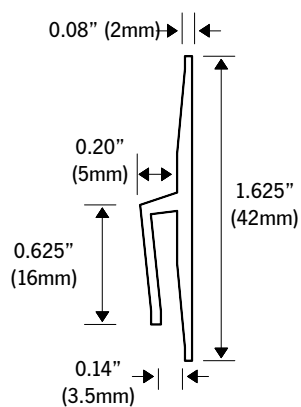
The preferred method of installing Altro flooring with Altro Whiterock and other wall finishes is the overlap method.

Alternatively, a C4/C8 “h” style cap can be used to prevent water ingress.



## Installation accessories

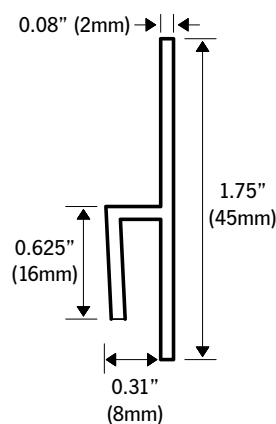
### Cap strips



Cap strip - C4

#### Cap strip - C4

Pliable “h” shaped vinyl transition cap w/4mm shelf to be used between flash coved sheet flooring and Altro wall panels.



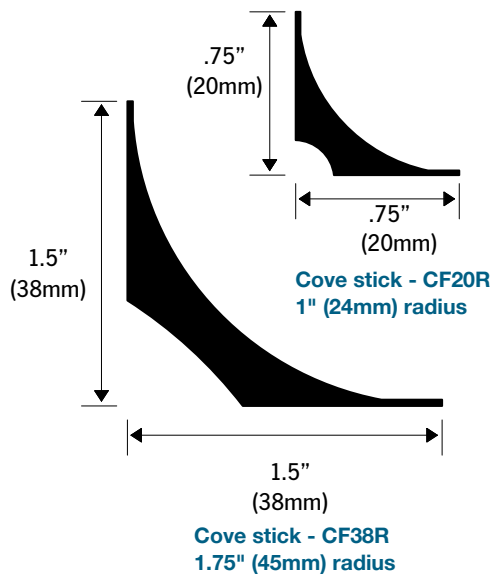
Cap strip - C8

#### Cap strip - C8

Rigid “h” shaped vinyl transition cap w/8mm shelf to be used between flash coved sheet flooring and wall tiles and/or wall cladding.

## Cove formers

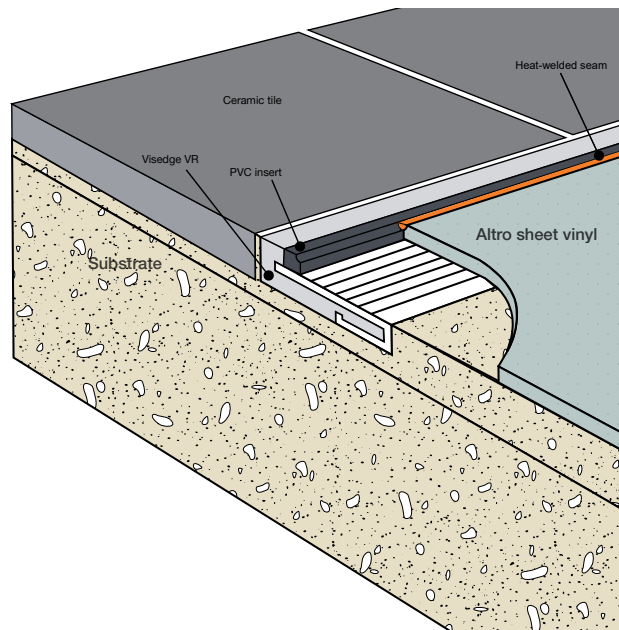
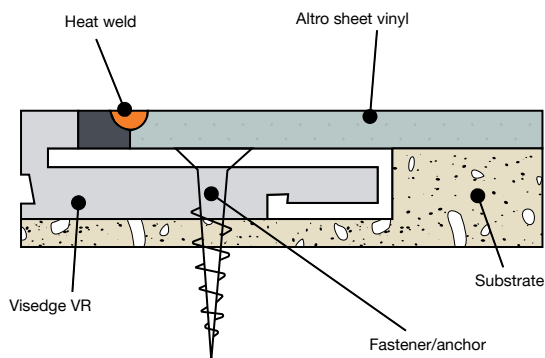
Used to create flash coving with resilient sheet flooring.



## Visedge VR

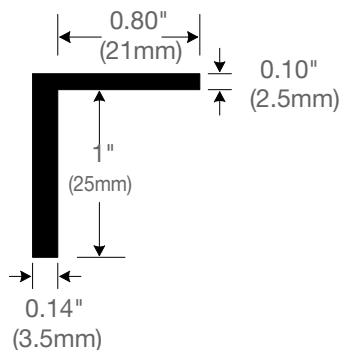
Visedge VR is an aluminum alloy trim with a co-extruded locking pvc insert and flexible pvc strip for welding vinyl flooring to. Use the predrilled holes to secure the strip to the subfloor, the appropriate screws and anchors must be used for the type of installation. In addition, use Altro Quickfix 3042 under the edge to keep water from traveling back under the flooring.

A moisture tolerant patching/leveling compound needs to be used, to accommodate the thickness of the edging.

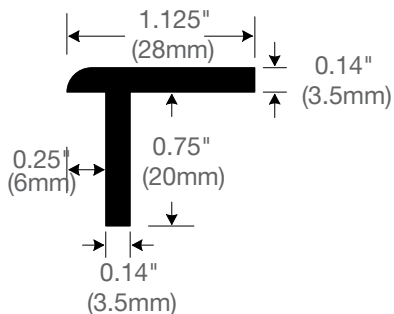


## Gulley edge and gulley angle

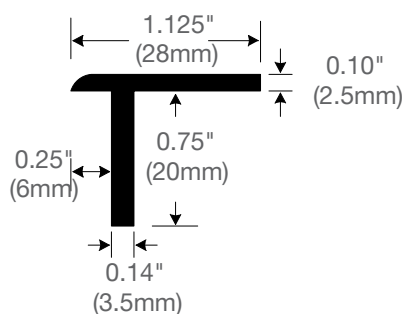
To learn more please visit Altro's drains and cleanouts page at [altro.com/us/technical-documents](http://altro.com/us/technical-documents).



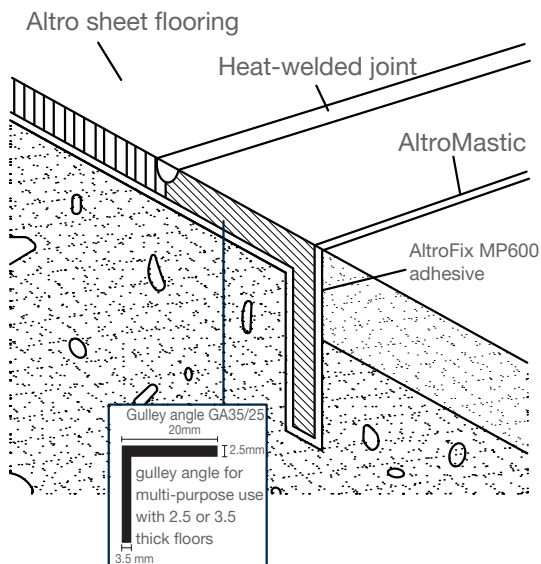
Altro gulley angle - GA35/25



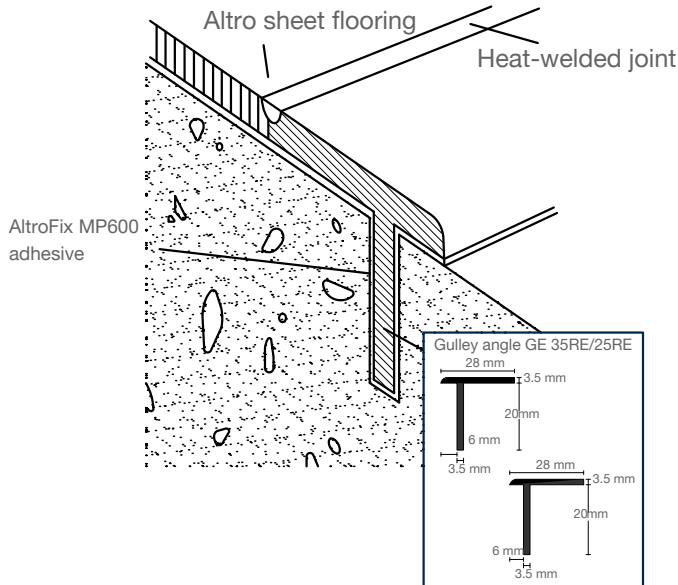
Altro gulley edge - GE 35RE



Altro gulley edge - GE 25RE



Altro gulley angle - GA35/25



Altro gulley edge (GE25RE) 2-3mm floors

Altro gulley edge (GE35RE) 4mm floors

## Shower transition trim

Wheel chair accessible shower berm that prevents water egress from wet areas. To learn more please visit Altro's shower transition trim page at [altro.com/us/technical-documents](http://altro.com/us/technical-documents).



Shower transition trim - ASF WETTRIM