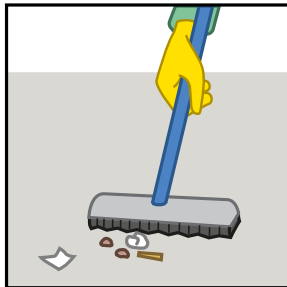




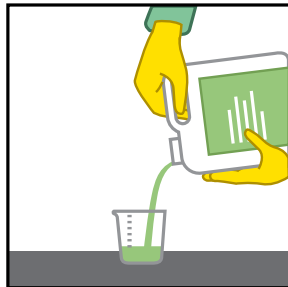
altro



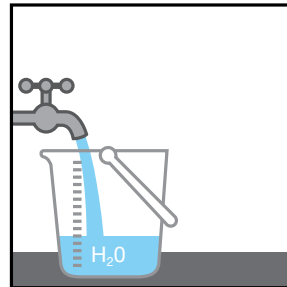
## Manual cleaning



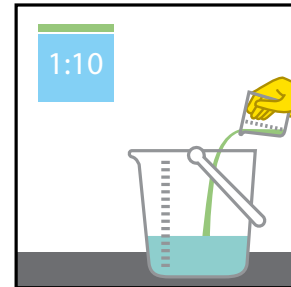
1. Vacuum up dust + dirt, remove large debris.



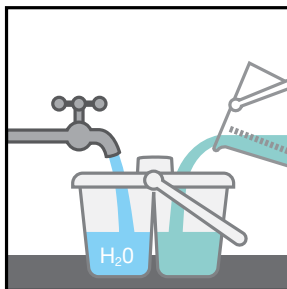
2. Measure out correct volume of Altro 44™ or equivalent cleaner.



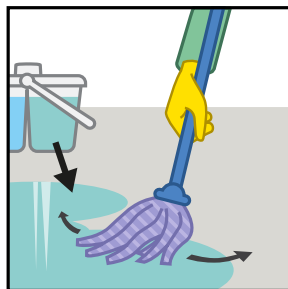
3. Measure out correct volume of water.




4. Combine both measurements of Altro 44™ + water. 1:10 ratio.



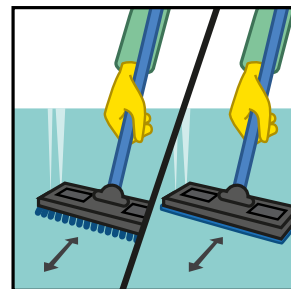
5. Pour water + combined cleaning solution into bucket.



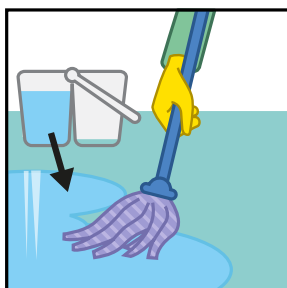
6. Apply cleaner to floor using a nylon fiber mop.



7. Wait 5 minutes.



8. (Extra step for deep cleaning) Scrub cleaner back + forth on the floor.



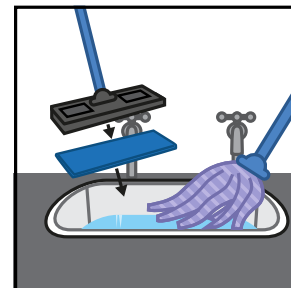
9. Rinse thoroughly with hot, clean water to ensure that no cleaner residue remains on the surface.



10. Place safety signage onto wet floor.



11. Keep safety signage in place until floor is thoroughly dry.



12. Rinse both mop and scrubber thoroughly in the sink basin.