



Designed for possibilities.
Made for people.



Altro safety flooring cleaning & maintenance



1800 673 441



03 9764 5655

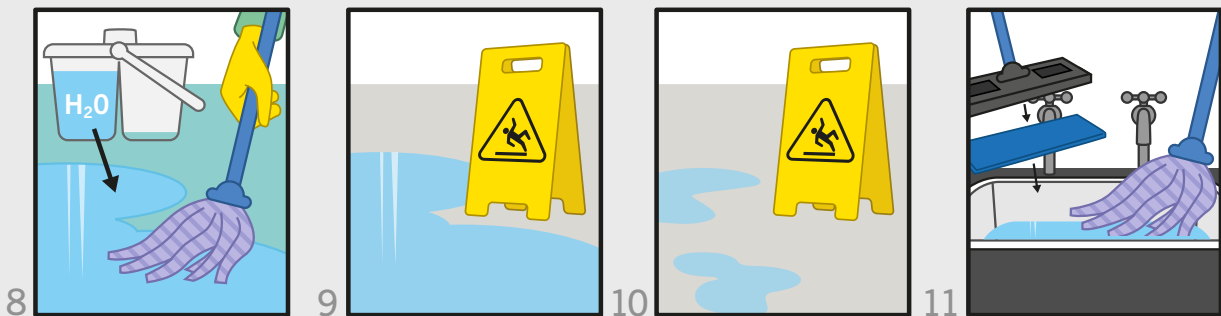
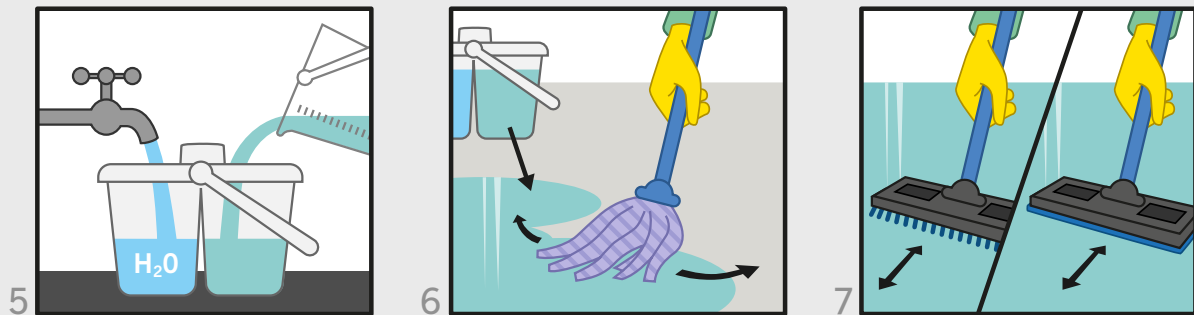
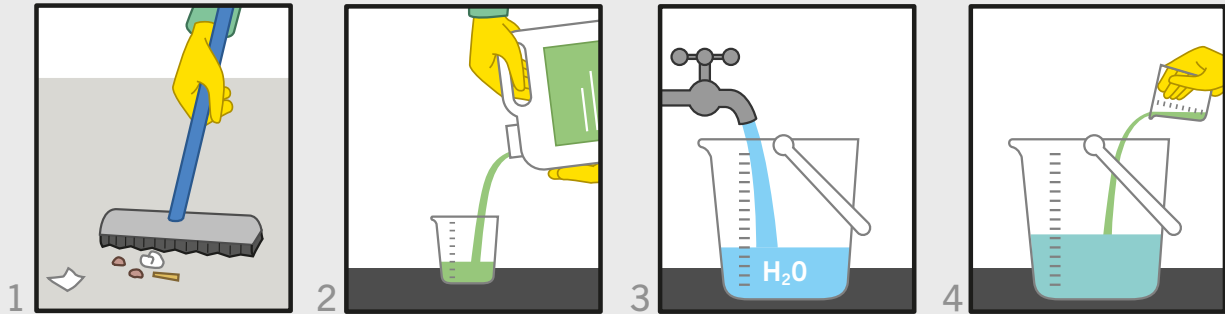


info@asf.com.au



www.asf.com.au

Note: Do not use detergents containing pine oil



Manual

1. Sweep and/or vacuum dust and other debris.
2. Apply an approved detergent, diluted to manufacturer's recommendations. Leave on floor for approximately five minutes.
3. If and when required scrub with deck scrubber.
4. Wet vacuum or mop residue.
5. Thoroughly rinse with warm, clean water to ensure that the surface PH of the flooring is neutral (PH7).
6. Allow to dry.

Note: Do not use detergents containing pine oil



Mechanical

1. Sweep and/or vacuum up dust and other debris.
2. Load an approved detergent and dilute to manufacturer's recommendations.
3. Apply solution and allow to activate for approximately five minutes.
(Preferably using a mop & bucket).
4. If and when required machine scrub using synthetic brushes and/or blue pads.
5. Wet vacuum residue.
6. Rinse thoroughly with warm, clean water to ensure that the surface PH of the flooring is neutral (PH7).
7. Wet Vacuum.
8. Allow surface to dry before re-use. Note: The use of a hand 'edge scrubber' may be necessary into corners to ensure complete floor coverage.

Never Do's & Helpful Hints

- Never polish or seal Altro safety flooring.
- Do not mix detergents.
- Wipe up spillages immediately.
- Use only approved detergents that do not contain pine oil, and have a PH between 7.5 and 10.
- Use only the concentrations recommended by the manufacturer.
- If sudding occurs, add a dash of white vinegar to neutralise.
- Remove any oil or grease spillages before you start.
- Sweep the floor thoroughly before washing.
- When scrubbing use nylon brushes or blue pads for ALL grades of Altro safety flooring.
- When rinsing use warm, clean water and clean equipment, replacing water regularly and always use twin compartment buckets fitted with a ringer and ensure mops are clean.
- Remove any rubber heel marks by abrasion with a nylon brush and recommended detergent.
- Use quality equipment and machines whenever possible.
- Dirty equipment, particularly mops, do not clean – they merely redistribute the dirt.
- Do not accept new floors until satisfied that the initial clean has been thoroughly carried out.
- Cigarettes and oven hot objects will sear the surface of Altro safety flooring. Therefore, over side catchment trays and heat shields should be provided.
- New black rubber fittings may cause brown discolouration – particularly on new floors in strong sunlight. Such fittings can be lacquered to prevent this discolouration.
- Contact the Altro office or Technical Services for further advice.

For more information contact our technical department:

Tel: **1 800 300 120**

Email: **technical@asf.com.au**